














Rank	Competitor	Year	Club	RT	WPS	Result	
1	 Madeleine McTe	S14	2000	0.64	896	<b>1:10.69</b> Entry: 1:08.81	+1.88 Q
	50m: 33.95 100m: 1:10.69 (36.74)						
2	 Gemma Sellick	S9	2010	0.80	843	<b>1:17.43</b> Entry: 1:15.44	+1.99 Q
	50m: 37.69 100m: 1:17.43 (39.74)						
3	 Lili-Fox Mason	S10	2005	0.71	688	<b>1:17.59</b> Entry: 1:14.68	+2.91 Q
	50m: 38.33 100m: 1:17.59 (39.26)						
4	 Alyssa Gillespie	S9	2008	0.76	639	<b>1:24.28</b> Entry: 1:23.07	+1.21 Q
	50m: 41.62 100m: 1:24.28 (42.66)						
5	 Bryall McPherson	S8	1989	0.80	619	<b>1:31.32</b> Entry: 1:30.24	+1.08 Q
	50m: 43.90 100m: 1:31.32 (47.42)						
6	 Brooke Anderson	S7	2005	0.59	476	<b>1:40.20</b> Entry: 1:38.24	+1.96 Q
	50m: 48.84 100m: 1:40.20 (51.36)						
7	 Charlotte Murphy	S6	2008	0.57	86	<b>2:03.57</b> Entry: 1:53.93	+9.64 Q
	50m: 59.62 100m: 2:03.57 (1:03.95)						
8	 Chloe Gladwin	S19	2007	0.70	0	<b>1:18.12</b> Entry: 1:13.95	+4.17 ?
	50m: 37.72 100m: 1:18.12 (40.40)						
8	 Melissa Donoghue	S18	1987	0.68	0	<b>1:58.61</b> Entry: 1:53.32	+5.29 ?
	50m: 54.54 100m: 1:58.61 (1:04.07)		